



COLLECTION KIT DIRECTIONS

Completion Of Authorization From:

Print and complete all information on Lab Authorization Form. Return white copy with your sample. Keep the yellow copy of the form for your records and give pink copy to the patient.

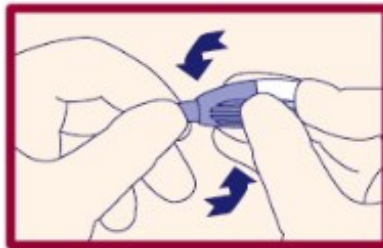
Fingerstick Procedures:

1



- Identify the desired puncture site (shaded area).
- Disinfect finger with the alcohol pad and wipe with gauze or let the finger dry.

2



- Twist off tab to break the seal and discard.

3



- Position lancet firmly against puncture site as illustrated. Hold safety lancet between fingers.

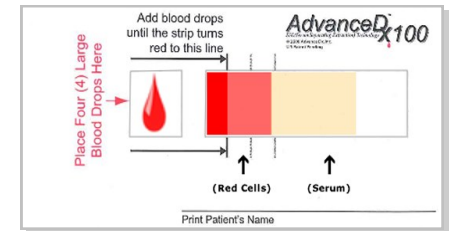
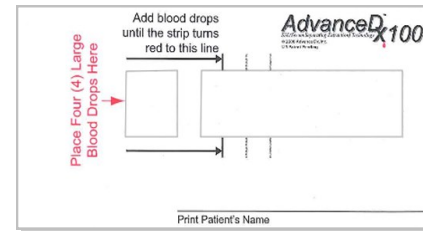
4



- To activate, press lancet firmly against the puncture site. Do not remove the device from the site until an audible click is heard.
- Use gauze to wipe away first drop.

Collection Of Blood Sample:

- After you have done the fingerstick procedure, allow a full hanging drop to form. Gently touch the blood drop inside the small square on the left side of the blood collection card. Let 4 large drops of blood drop into the square box on the left.
- While filling in the square box, blood must drop continuously without touching your finger to the card. Do Not Stop or wait between drops.
- Make sure the blood has spread to at least the first line on the card. (see below)
- Air dry the completed Blood Collection Card for 30 minutes.
- Place Blood Collection Card in Blood Sample Return Bag and seal securely.



Blood Collection Card:

- Print the patient name and lab requisition number on the Blood Collection Card in the space indicated.
- The Laboratory Authorization Form and Blood Sample Return Bag **MUST** remain together for proper identification of the participant's sample.

Shipping Instructions:

- Place the Blood Sample Return Bag and the Laboratory Authorization Form in the envelope provided.
- The self addressed envelope containing the Laboratory Authorization Form and Blood Sample Return Bag **must be mailed as soon as possible from sample collection date**. Delay in mailing sample may prevent the laboratory from obtaining test results.

Test Results:

- Expect to receive your test results within one week from the date your test was received by the Laboratory.
- The report will clearly indicate if the test is normal or if follow up with a health care provider is needed.
- Call DBS Diagnostics 1-855-329-5487 with questions about test status.